

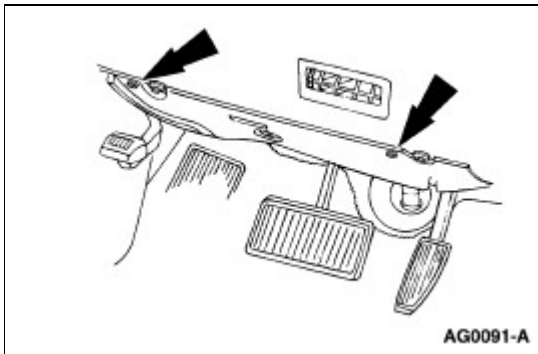
SECTION 211-04: Steering Column  
REMOVAL AND INSTALLATION

1998 Mark VIII Workshop Manual

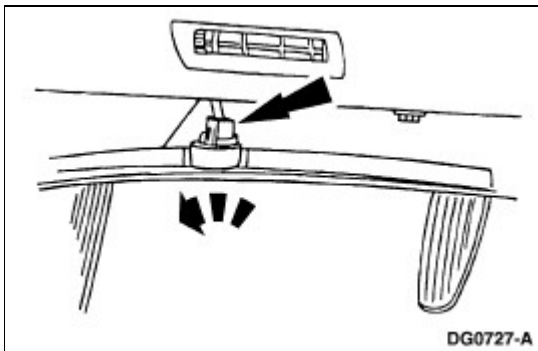
## Tilt/Telescope Motors

### Removal

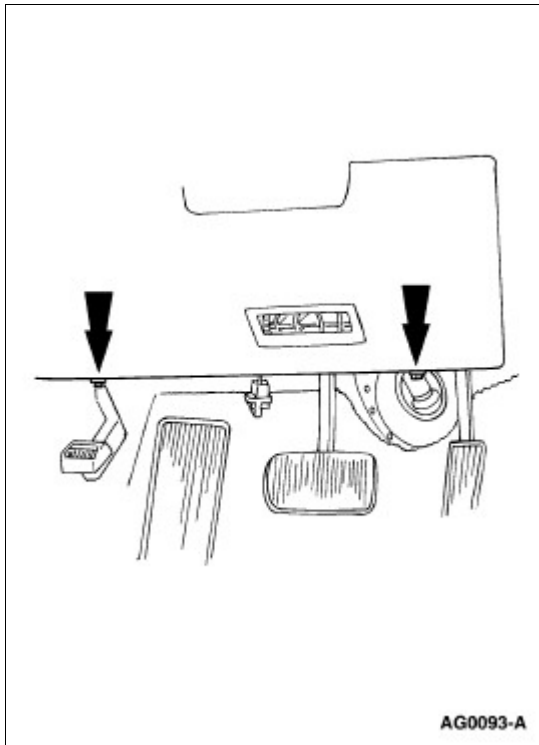
1. Remove the lower instrument panel insulator retaining screws.



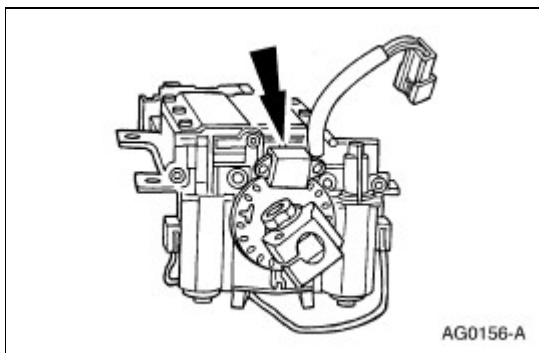
2. Remove the courtesy light and place the lower instrument panel insulator out of the way.



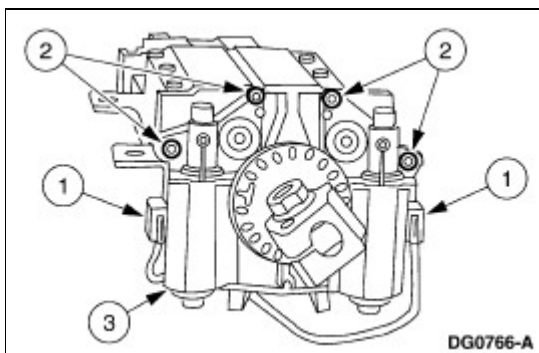
3. Remove the instrument panel steering column cover retaining screws and place the instrument panel steering column cover (04459) out of the way.



4. Remove the shock absorber electronic steering sensor (18B015).



5. Remove the tilt/telescope motor.
  1. Disconnect the electrical connector.
  2. Remove the retaining screws.
  3. Remove the motor.



## Installation

1. Follow the removal procedure in reverse order.

